

6135A/PMU Calibration System

Safety Information

Introduction

This document supplies safety information for the 6135A/PMU Calibration System (the Product).

Contact Fluke Calibration

To contact Fluke Calibration, call one of the following telephone numbers:

- Technical Support USA: 1-877-355-3225
- Calibration/Repair USA: 1-877-355-3225
- Canada: 1-800-36-FLUKE (1-800-363-5853)
- Europe: +31-40-2675-200
- Japan: +81-3-6714-3114
- Singapore: +65-6799-5566
- China: +86-400-810-3435
- Brazil: +55-11-3759-7600
- Anywhere in the world: +1-425-446-6110

To see product information and download the latest manual supplements, visit Fluke Calibration's website at www.flukecal.com.

To register your product, visit <http://flukecal.com/register-product>.

Safety Specifications

Voltage	100 V to 240 V with up to ± 10 % fluctuations
Frequency	47 Hz to 63 Hz
Maximum consumption	3,500 VA Max
Temperature and Performance	
Operating.....	5 °C to 35 °C
Storage.....	0 °C to 50 °C
Transit.....	-20 °C to 60 °C <100 hours
Relative Humidity	
Operating.....	<80 % 5 °C to 30 °C ramping down linearly to 50 % at 35 °C
Storage.....	<95 %, non-condensing 0 °C to 50 °C
Operating Altitude	0 m to 2,000 m
Storage Altitude	0 m to 12,000 m

Safety Information

A **Warning** identifies conditions and procedures that are dangerous to the user.

Warning

To prevent possible electrical shock, fire, or personal injury:










- Read all safety information before you use the Product.
- Use the Product only as specified, or the protection supplied by the Product can be compromised.
- Do not use the Product if it operates incorrectly.
- Do not use and disable the Product if it is damaged.
- Do not use test leads if they are damaged. Examine the test leads for damaged insulation, exposed metal, or if the wear indicator shows. Check test lead continuity.
- Use this Product indoors only.
- Do not use the Product around explosive gas, vapor, or in damp or wet environments.
- Use only the mains power cord and connector approved for the voltage and plug configuration in your country and rated for the Product.
- Replace the mains power cord if the insulation is damaged or if the insulation shows signs of wear.
- Carefully read all instructions.
- Do not connect to live output terminals. The Product can supply voltages that can cause death. Standby mode is not sufficient to prevent electrical shock.
- Do not touch voltages > 30 V ac rms, 42 V ac peak, or 60 V dc.
- Do not operate the Product with covers removed or the case open. Hazardous voltage exposure is possible.
- Disconnect the mains power cord before you remove the Product covers.
- Use only specified replacement fuses.
- Properly terminate the sense leads to prevent exposure to hazardous voltages on the sense terminals. The voltage sense terminals are at output voltage when the two-wire function is set.
- Do not touch exposed metal on banana plugs, they can have voltages that could cause death.
- Connect an approved three-conductor mains power cord to a grounded power outlet.
- Do not put the Product where access to the mains power cord is blocked.
- Do not use a two-conductor mains power cord unless you install a protective ground wire to the Product ground terminal before you operate the Product.
- Make sure that the Product is grounded before use.
- Do not use an extension cord or adapter plug.
- Make sure that the space around the Product meets minimum requirements.
- Have an approved technician repair the Product.
- The open space around the Product must not be less than 4 inches (100 mm) as described in the product installation instructions.
- Remove all three system input power cords from the Power Distribution Unit power inlets to isolate the mains for assembly and disassembly. Do not rely on the Power Distribution Unit secondary protection breakers to isolate the Product from the mains.
- Load and unload the Product from its transit case on a flat surface.
- Use two or more personnel to remove the Product from the crate.
- Do not try to lift the Product, it weighs approximately 150 kg (330 pounds).
- Lower the system feet when the Product is stationary.
- Connect the line power cord to the UUT before the line power cord to the Input/Output Panel line power outlet is connected.
- Disconnect L1, L2, and L3 voltage and current outputs from the Input/Output Panel before the signal connections to a UUT are connected or disconnected.
- Do not attempt to connect or disconnect any electrical connections to the UUT if the "Client Heartbeat" LED on the front of the Product is flashing Amber. This indicates the product is

operating under remote control and outputs may have hazardous voltages present. Always treat the Input/Output Panel connectors, L1, L2, and L3, as if they have hazardous voltages.

- **Make sure any exposed voltage connections on UUT are protected from accidental contact. There may be hazardous voltages present.**

Table 1 shows the symbols used in the manuals and on the Product.

Table 1. Symbols

Symbol	Description
	Risk of danger. Important information. See manual.
	Hazardous voltage. Voltage >30 V dc or ac peak might be present.
	DC (Direct Current)
	AC or DC (Alternating or Direct Current)
	Power ON / OFF
	Earth ground
	Conforms to relevant North American Safety Standards.
	This product complies with the WEEE Directive (2002/96/EC) marking requirements. The affixed label indicates that you must not discard this electrical/electronic product in domestic household waste. Product Category: With reference to the equipment types in the WEEE Directive Annex I, this product is classed as category 9 "Monitoring and Control Instrumentation" product. Do not dispose of this product as unsorted municipal waste. Go to Fluke's website for recycling information.
	Product conforms with the requirements of the applicable EC directives.

LIMITED WARRANTY AND LIMITATION OF LIABILITY

This Fluke product will be free from defects in material and workmanship for one year from the date of purchase. This warranty does not cover fuses, disposable batteries, or damage from accident, neglect, misuse, alteration, contamination, or abnormal conditions of operation or handling. Resellers are not authorized to extend any other warranty on Fluke's behalf. To obtain service during the warranty period, contact your nearest Fluke authorized service center to obtain return authorization information, then send the product to that Service Center with a description of the problem.

THIS WARRANTY IS YOUR ONLY REMEDY. NO OTHER WARRANTIES, SUCH AS FITNESS FOR A PARTICULAR PURPOSE, ARE EXPRESSED OR IMPLIED. FLUKE IS NOT LIABLE FOR ANY SPECIAL, INDIRECT, INCIDENTAL OR CONSEQUENTIAL DAMAGES OR LOSSES, ARISING FROM ANY CAUSE OR THEORY. Since some states or countries do not allow the exclusion or limitation of an implied warranty or of incidental or consequential damages, this limitation of liability may not apply to you.

Fluke Corporation
P.O. Box 9090
Everett, WA 98206-9090
U.S.A.

Fluke Europe B.V.
P.O. Box 1186
5602 BD Eindhoven
The Netherlands

11/99

